

Tempo Cube 170cm x 75cm Idealform Bath No Handgrips No Tapholes

ILLUSTRATED

E2582	Tempo Cube 170cm x 75cm Idealform bath, no handgrips or tapholes
E3194	Unilux 170cm front panel
E3195	Unilux 75cm end panel
S8970	Trap 1½" plastic P with 75mm seal, multi-purpose outlet suitable for plastic and BS copper pipe
E1486	Luxury bath pop-up waste and overflow
A5901	TMV thermostatic mixing valve, 22mm

OPTIONS

BD264	Ceraplan dual control bath filler
BD265	Ceraplan dual control bath shower mixer
BD266	Ceraplan single lever bath filler
BD267	Ceraplan single lever bath shower mixer
S8830	Waste 1½" bath chain and overflow, plastic plug

ILLUSTRATED PRODUCT DETAILS







Weights

E2582	23.00 KG
E3194	3.65 KG
E3195	2.58 KG
S8970	1.00 KG
A5901	0.60 KG

Materials

E2582	Idealform
E3194	Acrylic
E3195	Acrylic
S8970	Plastic
E1486	Mixed Material
A5901	Chrome Plated Metal

Finishes

E2582	 White (01)
E3194	 White (01)
E3195	 White (01)
S8970	 Neutral / No Finish (67)
E1486	 Chrome (AA)
A5901	 Chrome (AA)

Capacity

E2582	200.0 litres (to overflow)
--------------	----------------------------

Designer

Robin Levien, RDI

Standards

Constructed to EN 198:2008. EN 14516

Special Notes

Consideration should be given to safe hot water delivery and the use of an appropriate temperature reduction device, see A5901AA or Part G for guidance. One taphole fittings require offsetting from the overflow. Check positioning and compatibility before specifying.

